

Christy Hovercraft Finland Oy  
7f150  
6x5=30 m<sup>2</sup>



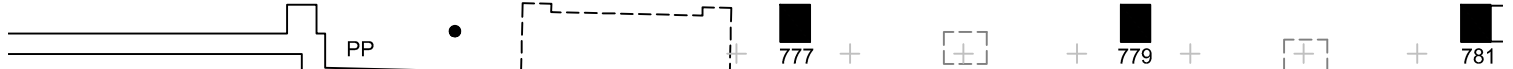
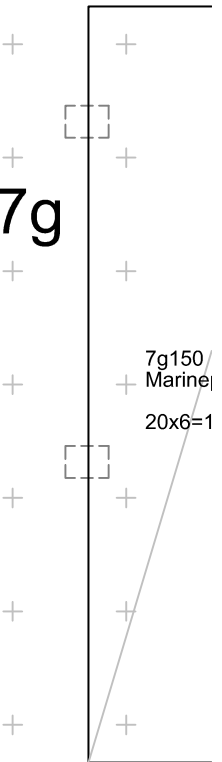
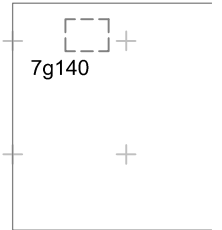
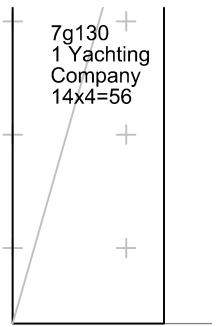
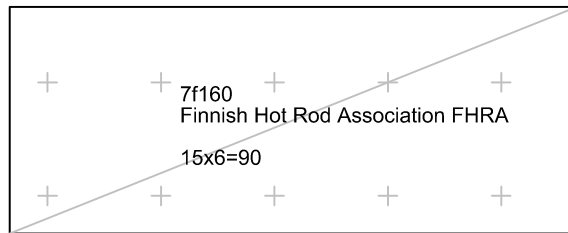
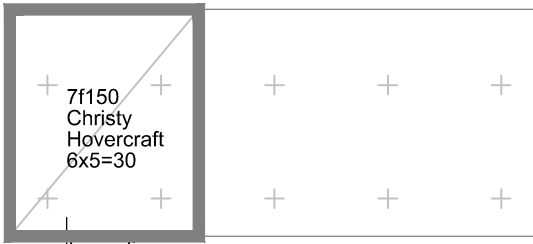
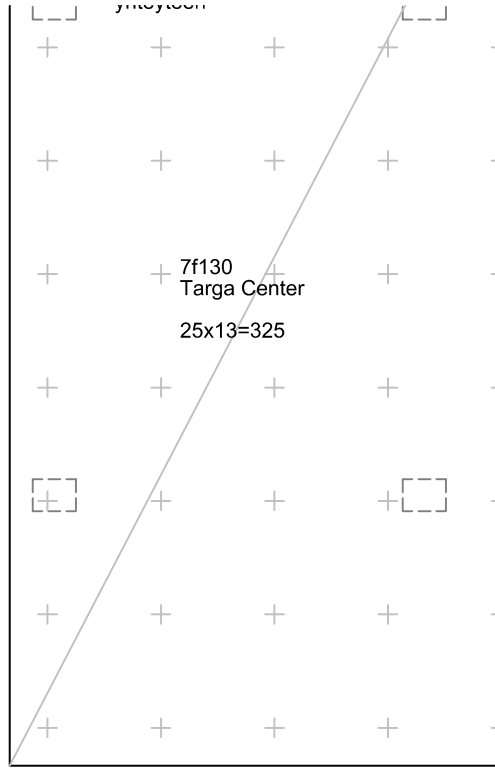
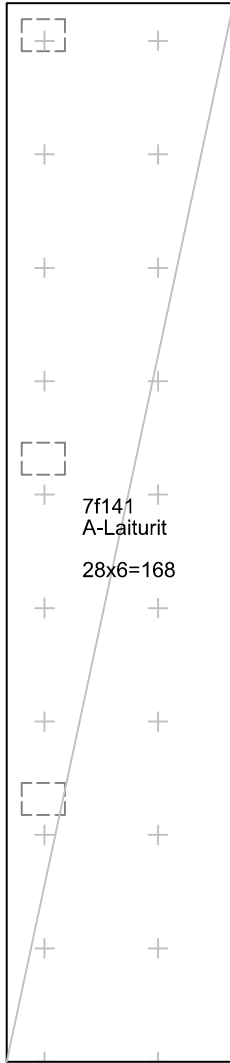
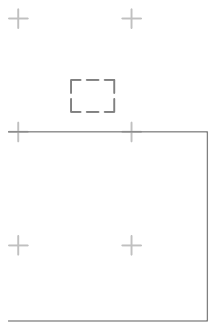

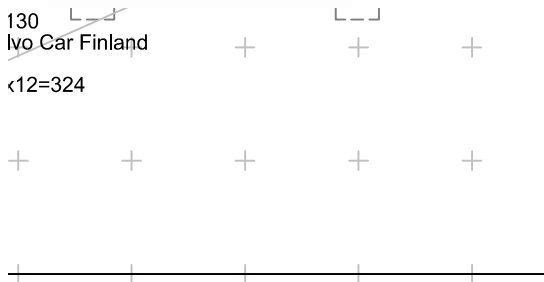
# Messukeskus

0 5 10 m

20.01.2017

Osaston sijainti  
Er monterplacering  
Location of your stand

130  
Ivo Car Finland  
12=324



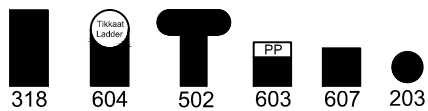
7.12  
l.400, k.450

AUKKO  
Ø 160mm

# Pohjapiirroksen merkkien selitys

## Teckenförklaring för planritning

### Key to the signs used in floor plan



Erilaisia pilareita  
Olika slag av pelare  
Columns of different kinds

PP

Paloposti (oltava vapaa pääsy)  
Brandpost (fritt tillträde fordras)  
Fire hydrant (free access necessary)

S

Sammutin (oltava vapaa pääsy)  
Släckare (fritt tillträde fordras)  
Fire extinguisher (free access necessary)



Lattiakaivo, jossa sähkö-, vesi-, viemäri-, paineilma- ja puhelinliitännät.  
Brunn med anslutningar till el-, vatten-, avlopps-, tryckluft- och telefontätet.  
Underfloor pit with connections for electricity, water and waste, compressed air and telephone.



Lattiakaivo  
Brunn  
Underfloor pit



Mittausmerkki  
Mättningspunkt  
Point of measuring



Tekninen tila (esim. sähkökeskus)  
Teknikutrymme (tex. elcentral)  
Technical area (e.g. electrical switchbox)